











Authorised Dealer;
PUSHKARNA SALES PVT LTD.
4772, Hauz Qazi. Delhi-06.
Phones; 011-43675881/9818453355.
Email; sales@pushkarnasales.com
Site; www.pushkarnasales.com




ENERGY SAVING STEAM AND PROCESS CONTROL PRODUCT LIST










THERMODYNAMIC STEAM TRAPS

Model	Image	Size	Material	End Connections	PMA Bar/TMA (°C)	Cap. At PMO (Kg/hr)
PT10		DN 15, 20	A743 Gr. CA40	Screwed (NPT / BSPT / BSP), SW, FL	21/426	440
PT11		DN 15, 20, DN 25	A743 Gr. CA40	Screwed (NPT / BSPT / BSP), SW, FL	42/426	727 1066
PT11H		DN 15, 20, DN 25	A743 Gr CA40	Screwed (NPT/ BSPT/ BSP), SW, FL	42/426	2280 2880
PT13		DN 15,20 Repairable	A217 Gr. WC6	SW, FL	65/510	590
PT14		DN 15, 20, 25 Repairable	A182 Gr. F22 Cl. 3	SW, FL, BW	#1500 200/300	620
PT16		DN 8, 10, 15, 20, 25	A743 Gr. CA40	Screwed (NPT / BSPT / BSP), SW	42/426	759 1135
PT17R		DN 15, 20, 25 Repairable	A105	Screwed (NPT / BSPT), SW, BW, FL	50/426	675 1080
PT18		DN 15, 20	A743 Gr. CA40	Suitable for universal connector	42/426	850
PT18Y		DN 15, 20	A743 Gr. CA40	Suitable for universal connector	42/426	850


INVERTED BUCKET STEAM TRAP

Model	Image	Size	Material	End Connections	PMA (bar/TMA (°C))	Cap. At PMO (Kg/hr)
PT21		DN 15, 20, 25, 40	Cast iron	Screwed (NPT / BSPT / BSP)	17.5/220	2800 to 3600
PT22		DN 15, 20	Cast iron	Screwed (NPT / BSPT / BSP)	16/220	300
PT23		DN 15, 20, 25	Cast iron	Screwed (NPT / BSPT / BSP)	16/220	890
PT23L		DN 20, 25	Cast iron	Screwed (NPT / BSPT / BSP)	16/220	300
PT 24 PT 24L		DN 15, 20, 25, 40, 50	A216 Gr. WCB A217 Gr. WC6	SW, FL SW, FL	63/426 65/510	720 to 10000
PT 25 PT 25L		DN 15, 20, 25, 40, 50 DN 20, 25	A216 Gr. WCB A216 Gr. WCB	Screwed (NPT / BSPT / BSP), SW, FL Screwed (NPT / BSPT / BSP), SW, FL	25/426 18/426 25/426 18/426	4400 10000




FLOAT & THERMOSTATIC STEAM TRAP

Model	Image	Size	Material	End Connections	PMA (Kg/cm ²)/ TMA (°C)	Cap. At PMO (Kg/hr)
PT61		DN 15, 20, 25	Cast Iron	Screwed (NPT/ BSPT / BSP)	16/220	4.5 bar - 1229 10 bar - 820 14 bar - 510
PT61SS		DN 15, 20	A351 Gr. CF8	Screwed (NPT / BSPT / BSP), SW, FL	16/220	4.5 bar - 495 10 bar - 420 14 bar - 482
PT62		DN 15, 20, 25, 40, 50	A216 Gr. WCB	Screwed (NPT / BSPT / BSP), SW, FL	16/220	4.5 bar - 5056 10 bar - 5119 14 bar - 5190
PT62HP		DN 15, 20, 25, 40, 50	A216 Gr. WCB	Screwed (NPT / BSPT / BSP), SW, FL	32/400	21 bar - 6640 25 bar - 5800
PT63		DN 20, 25, 32, 40, 50	Cast Iron	Screwed (NPT / BSPT / BSP)	16/220	1 bar - 4945 2 bar - 4540 5 bar - 2465 8.5 bar - 2035
PT64		DN 32, 40, 50	Cast Iron	Screwed (NPT / BSPT / BSP)	16/220	1 bar - 4938 2 bar - 4536 5 bar - 3512 8.5 bar - 3011
PT64H		DN 50	Cast Iron	Screwed (NPT / BSPT / BSP)	16/220	3.5 bar - 9350
PT65		DN 25, 40, 50	Cast iron	Screwed (NPT / BSPT / BSP)	16/220	4.5 bar - 5056 10 bar - 5119 14 bar - 5190
PT65H		DN 40, 50	Cast iron	Screwed (NPT / BSPT / BSP)	16/220	4.5 bar - 15300 14 bar - 17430
PT66		DN 40, 50	A216 Gr. WCB	Screwed (NPT / BSPT / BSP), SW, FL	16/220	4.5 bar - 15300 14 bar - 17430
PT67		DN 80, 100, 150	A516 Gr. 70	FL #150, #300	12.5/220	1 bar - 70000 5 bar - 60000 12.5 bar - 50000


THERMOSTATIC STEAM TRAP WITH BIMETALLIC COLUMN

Model	Image	Size	Material	End Connections	PMA (Kg/cm ²)/ TMA (°C)	Cap. At PMO (Kg/hr)
PT40		DN 15, 20	A105	Screwed (NPT / BSPT / BSP), SW, FL	32/426	900


BALANCED PRESSURE THERMOSTATIC STEAM TRAPS

Model	Image	Size	Material	End Connections	PMA (Kg/cm ²)/ TMA (°C)	Cap. At PMO (Kg/hr)
PT30		DN 15, 20	A105	Screwed(NPT/ BSP/ BSPT), SW, FL	22/220	686
PT31		DN 8, 10, 15, 20	SS 304	Screwed (NPT / BSPT / BSP), SW	22/220	450
PT33		DN 15, 20, 25	A105	Screwed (NPT / BSPT / BSP), SW, FL	22/220	690



THERMOSTATIC STEAM TRAPS FOR CLEAN STEAM APPLICATIONS

Model	Image	Size	Material	End Connections	PMA (Kg/cm ²)/ TMA (°C)	Cap. At PMO (Kg/hr)
PT32		DN 15, 20	AISI 316L	Triclamp ends	10.5/177	500









AIR VENT

Model	Image	Size	Material	End Connections	PMA (Kg/cm ²)/ TMA (°C)	Cap. At PMO (Kg/hr)
PT31AV		DN 8, 10, 15, 20	SS 304	Screwed (NPT / BSPT / BSP), SW	22/220	8

FLOAT TYPE AIR ELIMINATOR

Model	Image	Size	Material	End Connections	PMA (Kg/cm ²)/ TMA (°C)	Cap. Air Discharge (m ³ /hr)
PAE10		DN 15, 20, 25	Cast Iron	Screwed (NPT/ BSPT / BSP)	21/220	11
PAE61		DN 15, 20	Cast Iron	Screwed (NPT/ BSPT / BSP)	16/220	23





LIQUID DRAIN TRAPS

Model	Image	Size	Material	End Connections	PMA (Kg/cm ²)/ TMA (°C)	Cap. At PMO (Kg/hr)
PD11		DN 15, 20	A743 Gr. CA40	Screwed (NPT/BSPT / BSP), SW	42/426	890
PD21		DN 15, 20, 25, 40	Cast Iron	Screwed (NPT / BSPT / BSP)	17.5/220	4200
PD61		DN 15, 20, 25	Cast Iron	Screwed (NPT/ BSPT / BSP)	16/220	1583
PD61SS		DN 15, 20	A351 Gr. CF8	Screwed (NPT/ BSPT / BSP), SW, FL	16/220	645
PD62		DN 15, 20, 25	A216 Gr. WCB	Screwed (NPT / BSPT / BSP), SW, FL	16/220	2180
PD63		DN 20, 25, 32	Cast Iron	Screwed (NPT/BSPT / BSP)	16/220	1800
PD65		DN 25	Cast Iron	Screwed (NPT /BSPT / BSP)	16/220	2180
PD66		DN 40, 50	A216 Gr. WCB	Screwed (NPT /BSPT / BSP), SW, FL	16/220	18360

PIPELINE ACCESSORIES

Model	Image	Size	Material	End Connections	PMA (Kg/cm ²) / TMA (°C)
Strainer - PS11		DN15 ~ DN50	Cast Iron	Screwed (BSP, BSPT, NPT), SW	40/220
			A216 Gr. WCB, A351 Gr. CF8		40/340
		DN65~DN200	A216 Gr. WCB	FL #150, #300	#150 - 13/220 #300 - 28.8/425
Fabricated Separator - PFSPR		DN15 ~ DN300	A106 Gr B	FL #150, #300	#150 - 19.6/ 425 #300 - 42/425
Diffuser - PDF10		DN15, 20	AISI 304	Screwed (NPT / BSPT / BSP), SW	PN 63
Union - PUN 10		DN 15 ~ DN80	A105	Screwed (NPT / BSPT / BSP), SW	148/370
Vaccum Breaker - PVB		DN8 ~ DN15	AISI 304	Screwed (NPT / BSPT / BSP)	21/450
Sight Glass - PG71		DN 15, 20, 25, 40, 50	Cast Iron	Screwed (NPT / BSPT / BSP)	16/200
Non Slam Disc Check Valve - PC 11		DN15 ~ DN100	A351 Gr. CF8M	suitable for FL #150, #300	
Steam Condensate Manifold - PMF10		DN15, 20	A105	Screwed (NPT / BSPT / BSP), SW	#800
Steam Condensate Manifold - PMF 40/50		DN15, 20	A105	Screwed (NPT / BSPT / BSP), SW	#600
Compact Module - PCM41B		DN15 ~ DN25	A105	Screwed (NPT / BSPT / BSP), SW	#600
Steam Trap Module		The complete unit comes factory welded, inspected & tested ready for assembly at customer's place. Additional accessories like strainers, sight glass, check valves, etc. can be added as per customer requirement.			


ACCESSORIES

Model	Image	Size	Material	End Connections	PMA (Kg/cm ²) /TMA (°C)
Blow Down Valve - BDV		DN 15, 20, 25	AISI 304	Screwed (NPT / BSPT / BSP)	-
Isotub - IT		Suitable for all model and sizes	SS304	-	-
Universal Connector - PU11		DN15, 20	A351 Gr. CF8	Screwed (NPT / BSPT / BSP), SW	42/426
Universal Connector with Strainer - PU11Y		DN15, 20	A351 Gr. CF8	Screwed (NPT / BSPT / BSP), SW	42/426




VALVES

Model	Image	Size	Material	End Connections	Pressure Range
Piston Valve - PPV		DN15 ~ DN40	Forged A105	Screwed (NPT/ BSP/ BSPT), SW	#800
		DN15 ~ DN200	Cast A216 Gr. WCB	Screwed (NPT/ BSP/ BSPT), FL, SW	#150, #300, PN40
Gate Valve - PGTV		DN15 ~ DN300	A216 Gr. WCB	Screwed (NPT/ BSP/ BSPT), FI, BW, SW	#150, #300, #800, #1500
Globe Valve - PGLV		DN15 ~ DN300	A216 Gr. WCB	Screwed (NPT/ BSP/ BSPT), FI, BW, SW	#150, #300, #800, #1500
Swing Check Valve - PSCV		DN25 ~ DN300	A216 Gr. WCB	FL #150, #300 BW	#150, #300
Lift Check Valve - PLCV		DN15 ~ DN50	A105	Screwed (BSPT/ BSP/ NPT), SW, BW, BW with extension pups	#800, #1500
Control Valve - PCV11		DN15 ~ DN200	A216 Gr. WCB	FL #150, #300	#150, #300
Ball Valve - PBV		DN15 ~ DN50	WCB, CF8/CF8M	Screwed (NPT/ BSP/ BSPT), SW, BW, BW with extension pups	1000 WOG / 300 WSP
Angle Seat Valve - PASV		DN10 ~ DN80	A351 Gr. CF8	Screwed (BSP/ NPT), BW, FL, Tri - Clamp	16 PSI
Plug Valve - PPLV		DN15 ~ DN200	A216 Gr. WCB A351 Gr. CF8 A351 Gr. CF8M	FL	#150, #300, #600, PN40

PNEUMATIC ACTUATOR

Model	Image	Action	Size	Suitable for Valve Size
PPA11		Direct / Reverse	A1	1/2" - 4"
			A2	2" - 8"
			A3	6" - 8"

ENGINEERED SOLUTIONS

Model	Image	Size	Material	End Connections	PMA (Kg/cm ²)/ TMA (°C)	Cap. At PMO (Kg/hr)
Condensate Pump - Pressure Power PCP		DN25 X DN25 to DN100 X DN100	A516 Gr.70	FL - #150, #300.	10.5/200	1000/11000
Pressure Reducing Station - PPRS10		1/2" to 12"	A216 Gr. WCB/A351/A351 Gr. CF8/A351 Gr. CF8M	FL - #150, #300.	-	-
De - superheating Systems		"Steam side flange: 4" and water side flange 1"/1½" OR • Steam side flange: 6" and water side flange 2"	Pennant De-Superheater is a complete package consisting of Isolation Valves, Bypass Valves, Strainers, Non-Return Valves and Interconnected Piping ready to install at the site. Panel box for temperature controller is also provided. Pressure Rating: upto ANSI #2500			
Hot Water Systems		Pennant's Hot Water Systems are customized to deliver the hot water requirements of small and medium sized establishments, using low pressure steam as the heat source. This System consists of Plate Type Heat Exchanger, Strainer, Temperature Control Valve, High Capacity Steam Trap (Float Trap), Condensate Recovery System, Isolation Valves.				



INDIA

CORPORATE OFFICE

329, Sachapir Street, Opp. Camp Court, Camp,
Pune 411 001, India.

Tel.: +91 84460 **50322/3**

marketing@pennantcorp.com | www.pennantcorp.com

USA

PENNANT INTERNATIONAL CORPORATION

300 Connell Drive, Suite 1000, Berkeley Heights,
N.J. 07922, USA

Tel.: 877- 597-TRAP (8727) Fax: 1-866-682-1244

info@pennantcorp.com | www.pennantcorp.com