


A
Bray
High
Performance
Company

Flow-Tek

A Subsidiary of BRAY INTERNATIONAL, Inc.

3-Way Threaded Standard Port Ball Valves, 1/4" - 1" For High Pressure Applications



**Instrumentation
Series**
Model 3HP

Flow-Tek's Instrumentation Series 3-Way ball valves offer rugged reliability for high pressure and instrumentation applications. The valves feature three piece bodies designed for flexibility of installation and ease of maintenance. Model 3HP is constructed as standard with 316 stainless steel bodies manufactured to NACE specifications. Other body materials are available such as Duplex SS, Hastelloy, Monel and Titanium. All bodies are marked with a heat code for full material traceability.

A floating ball design provides a positive, bubble tight shut off with smooth quar-

ter turn operation at low operating torque. Additional advantages of the Instrumentation Series include a choice of lever or pointer handles, travel limit stop pins and replaceable seats and seals. Locking kits which secure the valve in a desired position are also available.

Safety features include an internally loaded blow-out proof stem and end connections that are pinned to prevent inadvertent loosening or disassembly.

Actuator Mounting Valves with actuator mounting to ISO 5211 specifications are also available as an option.

Pressure Rating: 6,000 psi



Pinned End Connections

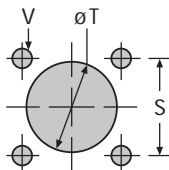
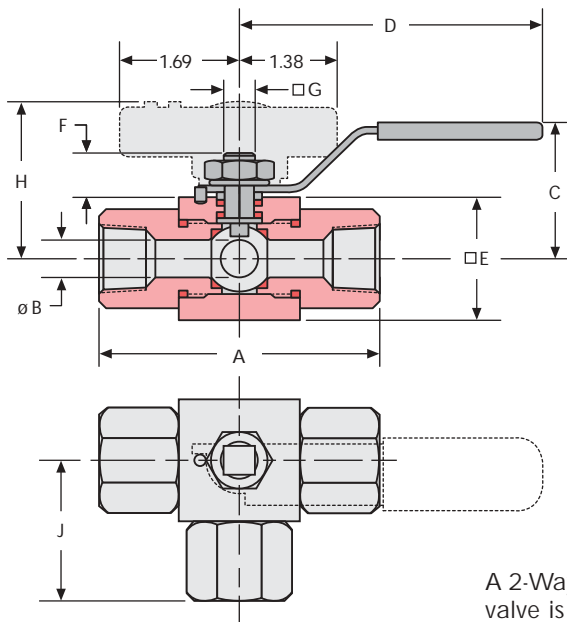
End Connections

Standard: NPT
Optional: Compression
Fittings

Model 3HP DIMENSIONS

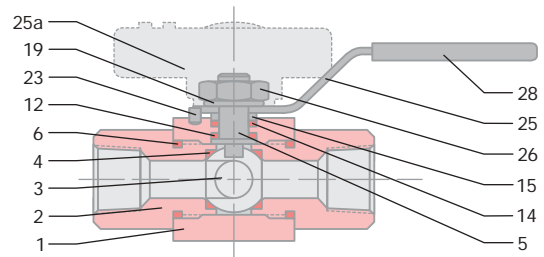
Size ins mm	A	øB	C	D	□E	F	□G	H	J	S*	øT	V*	Torque	Weight
													in.-lbs nm	lbs. kg.
1/4 6	2.79 71	0.39 10	1.77 45	4.52 115	1.26 32	0.63 16	0.33 8.5	1.92 49	1.40 35.6	1.02 26	1.18 30	M4x0.236 M4x6mm	150 17	1.1 0.5
3/8 10	3.03 77	0.39 10	1.77 45	4.52 115	1.26 32	0.63 16	0.33 8.5	1.92 49	1.30 33	1.02 26	1.18 30	M4x0.236 M4x6mm	150 17	1.2 0.5
1/2 15	3.34 85	0.39 10	1.77 45	4.52 115	1.26 32	0.63 16	0.33 8.5	1.92 49	1.60 40.6	1.02 26	1.18 30	M4x0.236 M4x6mm	150 17	1.3 0.6
3/4 20	3.54 90	0.50 12.7	1.96 50	4.52 115	1.49 38	0.59 15	0.33 8.5	2.04 52	1.80 45.7	1.02 26	1.18 30	M4x0.236 M4x6mm	220 25	1.8 0.8
1 25	4.37 111	0.78 20	2.36 60	6.49 165	1.96 50	1.06 27	0.49 12.5	—	1.50 38	1.57 40	1.57 40	M5x0.315 M5x8mm	300 34	3.8 1.7

ø Indicates round dimensions. □ Indicates square dimensions. *Option for actuator ready version to be specified when ordering.



For Optional Panel Mounting:
Verify the mounting dimensions before manufacturing mounting hardware.

Components & Materials



Item	Name	Material	Qty.
1	Body	Stainless Steel 316	1
2	End Connector	Stainless Steel 316	2
3	Ball	Stainless Steel 316	1
4	Seat*	PVDF	2
5	Stem	Stainless Steel 316	1
6	Body Seal*	RPTFE	2
12	Thrust Washer*	RPTFE	1
14	Stem Packing*	RPTFE	1
15	Packing Gland	Stainless Steel	1
19	Lock Washer	Stainless Steel	2
23	Stop Pin	Stainless Steel	1
25	Lever Handle	Stainless Steel	1
25a	Pointer Handle	Mazak 3	1
26	Lock Nut	Stainless Steel	1
28	Handle Sleeve	Vinyl	1

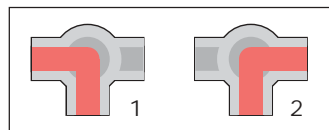
*Parts included in the repair kits.

Other body and seat materials are also available. Please contact your Flow-Tek representative for options.

A 2-Way version of the Model 3HP valve is also available. Please see Flow-Tek brochure #HP/HX.

Flow Pattern

Standard Side Entry Flow Diversion


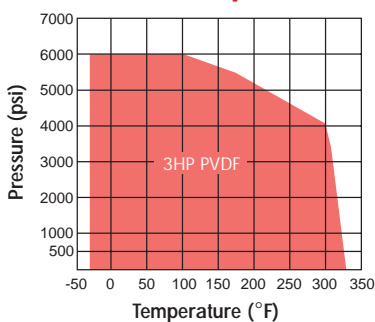


Optional flow patterns are available upon request.

All valves are factory tested under water in the Open and Closed position for bubble tight integrity before shipping. Bodies and seats are additionally tested to the following:

Shell: 9,000 psig
Seat: 1.1 x Rated Pressure

Pressure / Temperature



Flow-Tek

A Subsidiary of BRAY INTERNATIONAL, Inc.
11850 Tanner Road Houston, Texas 77041
832.912.2300 Fax: 832.912.2301

www.flow-tek.com

All statements, technical information, and recommendations in this bulletin are for general use only. Consult Flow-Tek representatives or factory for the specific requirements and material selection for your intended application. The right to change or modify product design or product without prior notice is reserved.